

Contango MicroCap Ltd (CTN)

Listed Managed Investments

March 2013 Quarterly Review

WHO IS IIR?

Independent Investment Research Pty Ltd, "IIR" is an independent investment research house in Australia. IIR specialises in the analysis of industry trends, and high quality commissioned research. IIR was established in 2004 under Aegis Equities Holdings to provide investment research to a select group of customers. Since March 2010, IIR has operated independently from Aegis by former Aegis staff to provide customers and subscribers unparalleled research website, that covers listed and unlisted managed investments, resource companies, ETFs, property, structured products, and IPO's.

DISCLAIMER

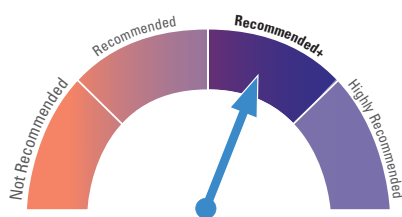
This publication has been prepared by Independent Investment Research Holdings Pty Limited trading as Independent Investment Research ("IIR") (ACN 155 226 074), an Australian Financial Services Licensee (AFSL no. 420170). IIR has been commissioned to prepare this independent research report (the "Report") and will receive fees for its preparation. Each company specified in the Report (the "Participants") has provided IIR with information about its current activities. While the information contained in this publication has been prepared with all reasonable care from sources that IIR believes are reliable, no responsibility or liability is accepted by IIR for any errors, omissions or misstatements however caused. In the event that updated or additional information is issued by the "Participants," subsequent to this publication, IIR is under no obligation to provide further research unless commissioned to do so. Any opinions, forecasts or recommendations reflects the judgment and assumptions of IIR as at the date of publication and may change without notice. IIR and each Participant in the Report, their officers, agents and employees exclude all liability whatsoever, in negligence or otherwise, for any loss or damage relating to this document to the full extent permitted by law. This publication is not and should not be construed as, an offer to sell or the solicitation of an offer to purchase or subscribe for any investment. Any opinion contained in the Report is unsolicited general information only. Neither IIR nor the Participants are aware that any recipient intends to rely on this Report or of the manner in which a recipient intends to use it. In preparing our information, it is not possible to take into consideration the investment objectives, financial situation or particular needs of any individual recipient. Investors should obtain individual financial advice from their investment advisor to determine whether opinions or recommendations (if any) contained in this publication are appropriate to their investment objectives, financial situation or particular needs before acting on such opinions or recommendations. This report is intended for the residents of Australia. It is not intended for any person(s) who is resident of any other country. This document does not constitute an offer of services in jurisdictions where IIR or its affiliates do not have the necessary licenses. IIR and/or the Participant, their officers, employees or its related bodies corporate may, from time to time hold positions in any securities included in this Report and may buy or sell such securities or engage in other transactions involving such securities. IIR and the Participant, their directors and associates declare that from time to time they may hold interests in and/or earn brokerage, fees or other benefits from the securities mentioned in this publication.

IIR, its officers, employees and its related bodies corporate have not and will not receive, whether directly or indirectly, any commission, fee, benefit or advantage, whether pecuniary or otherwise in connection with making any statements and/or recommendation (if any), contained in this Report. IIR discloses that from time to time it or its officers, employees and related bodies corporate may have an interest in the securities, directly or indirectly, which are the subject of these statements and/or recommendations (if any) and may buy or sell securities in the companies mentioned in this publication; may affect transactions which may not be consistent with the statements and/or recommendations (if any) in this publication; may have directorships in the companies mentioned in this publication; and/or may perform paid services for the companies that are the subject of such statements and/or recommendations (if any).

However, under no circumstances has IIR been influenced, either directly or indirectly, in making any statements and/or recommendations (if any) contained in this Report. The information contained in this publication must be read in conjunction with the Legal Notice that can be located at <http://www.independentresearch.com.au/Public/Disclaimer.aspx>.

For more information regarding our services please refer to our website www.independentresearch.com.au.

Rating



LMI Type

Listed investment company

Investment Area

Australia

Investment Assets

Listed companies and other

Investment Sectors

Diversified

Key Investment Information

| | |
|-----------------------------|------------|
| Price (\$) as at 3 May 2013 | 1.06 |
| Market cap (\$M) | 159.5 |
| Shares on issue (M) | 150.5 |
| Shares traded (\$M p.a) | 40.3 |
| 12-month L/H (\$) | 0.92/1.20 |
| Listing date | March 2004 |

Fees

| | |
|----------------------------|-------|
| Management Fee (% p.a) | 1.25 |
| Performance incentives (%) | 15.0* |

*15% of outperformance of the All Ords Accum Index subject to exceeding high water mark

Pre-tax NTA Performance Analytics (including dividends)

| | All Ords Acc | |
|-----------------|--------------|-------------|
| | 1 Yr | 3 Yr (p.a.) |
| Excess Per. (%) | (28.01) | (3.53) |
| TE (%) | 9.85 | 12.68 |

Benchmark returns are purely pre-tax, whereas LIC returns incorporate realised capital gains tax and therefore understate portfolio performance to a degree.

Dividend Yield

| | % |
|------|--------|
| FY10 | 2.72ff |
| FY11 | 6.89ff |
| FY12 | 7.88pf |

Major Shareholders

| | % |
|---------------------------------|------|
| UBS Wealth Management Australia | 4.98 |
| As at 31 March 2013 | |

COMPANY OVERVIEW

CTN provides the market with a listed investment company focusing on small/micro cap stocks. The fund is managed by Contango Asset Management Ltd (CAML), who currently have around \$700M of funds under management across their suite of investment funds.

INVESTMENT OBJECTIVE

CTN aims to achieve a return above the benchmark index (All Ordinaries Accumulation Index) and pay regular dividends to investors through investment in a portfolio of ASX listed small/micro cap stocks. There tends to be increased risk levels when investing in small/micro cap stocks, however, the upside potential can be considerable.

STYLE AND PROCESS

CTN uses a combination of top down and bottom up fundamental analysis to identify attractive investment opportunities in the small/micro cap universe. The manager focuses on stocks that have a market cap of between \$10M and \$350M. There is often a lack of research on small/micro cap stocks. CTN endeavours to take advantage of this situation to identify market inefficiencies. When the economy is growing strongly, the fund focuses on companies that can grow their businesses rapidly, while in more difficult times, it focuses on companies with more stable earnings.

PORTFOLIO CHARACTERISTICS

CTN holds a diversified portfolio of small/micro cap stocks with the manager aiming to have between 60 to 100 stocks in the portfolio. Given the risk associated with the investment universe, the manager does not tend to take large positions in companies and reduces risk through portfolio diversification. The largest sector allocation has shifted from the Materials sector to the Consumer Discretionary sector. This is a result of the company shifting the portfolio focus from growth stocks to dividend yielding industrials.

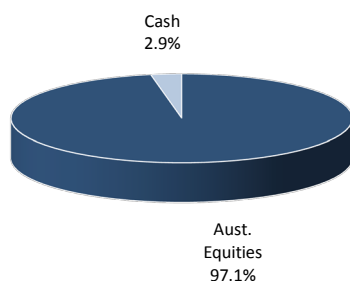
INDEPENDENT INVESTMENT RESEARCH COMMENTS

CTN provides investors with the opportunity to gain exposure to a professionally managed diversified portfolio of small/micro cap stocks, a universe in which there is limited research available. We stress that there tends to be greater risk involved with smaller cap stocks, however the upside potential can be considerable. The portfolio (pre-tax NTA plus dividends) significantly underperformed the benchmark index over the 12 months to 31 March 2013, declining 10.2% compared to the benchmark index increase of 17.8%. The portfolio also underperformed the S&P/ASX Small Ords Acc. Index by 4.4% over this period. The underperformance of the broader market was partially attributed to the larger cap stocks outperforming the small end of the market but the portfolio was also negatively impacted from its exposure to small resource stocks with the Small Resources Acc. Index falling 37.7% over the 12 month period. This compares to a 13.9% increase from the Small Industrials Acc. Index. From a longer-term perspective, the portfolio has consistently outperformed the benchmark index since inception with an average annual return of 14.0%, compared to the benchmark index return of 9.1%, although we note the portfolio has experienced significantly higher volatility, which is to be expected given the focus on small cap stocks. After share price appreciation saw the discount narrow to under 10% in February for the first time since 2007, the discount expanded to be at 13.7% at 31 March 2013. This still significantly below the three month average discount of 24.6%. The company has announced a Bonus Option issue, whereby shareholders have received one free option for every three shares held. The options have an exercise price of \$1.20 and can be exercised on or before 28 February 2014.

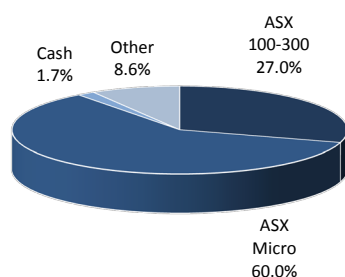
SECTOR BREAKDOWN

| Sector | % |
|----------------------------|------|
| Energy | 12.1 |
| Materials | 15.0 |
| Industrials | 17.0 |
| Consumer Discretionary | 18.9 |
| Consumer Staples | 0.0 |
| Healthcare | 5.7 |
| Financials (ex Property) | 16.4 |
| Property | 0.0 |
| Information Technology | 5.4 |
| Telecommunication Services | 4.9 |
| Utilities | 1.7 |
| SPI Futures | 0.0 |
| Cash | 2.9 |

Asset Weighting



Size Weighting



BOARD OF DIRECTORS

| | |
|---------------|-------------------------------|
| Mark Kerr | Chairman (Non-Executive) |
| David Stevens | Managing Director (Executive) |
| Ian Ferres | Director (Non-Executive) |
| Glenn Fowles | Director (Executive) |

OTHER DATA

- ◆ **Options** – None on issue
- ◆ **Dividend policy** – CTN will aim to pay annual dividends amounting to a minimum 6%pa yield on the Net Tangible Asset value per share prevailing at the beginning of the financial year.
- ◆ **Capital management policy** – CTN can buy back its shares.
- ◆ **LIC tax concessions** – No
- ◆ **DRP available** – Yes - 3% discount .

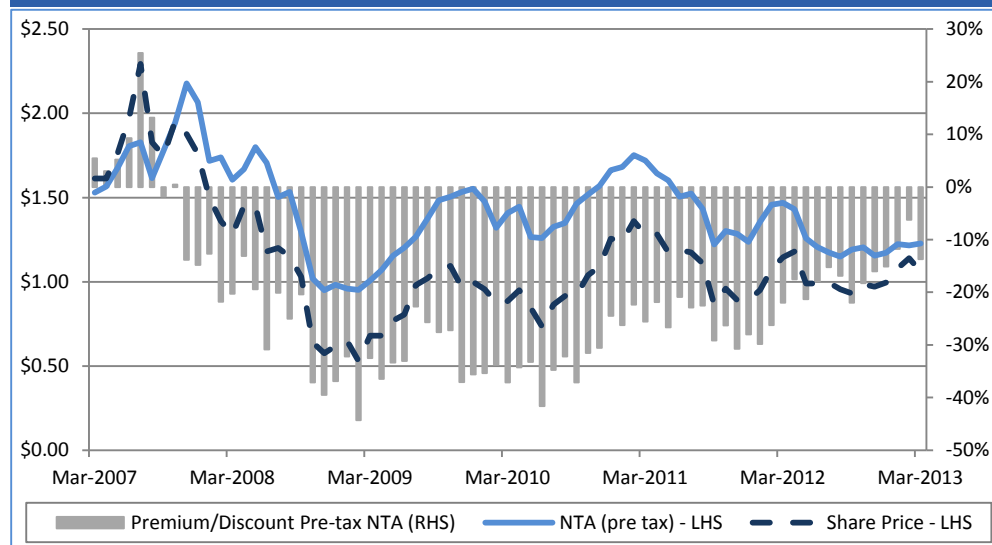
CTN's Portfolio (Top 10) Weighting

| Code | Portfolio (%) |
|------|---------------|
| AUB | 2.9 |
| CDA | 2.9 |
| MMS | 2.8 |
| CCV | 2.5 |
| TGS | 2.4 |
| MYX | 2.4 |
| AHE | 2.3 |
| MTU | 2.3 |
| SGH | 2.2 |
| FXL | 2.1 |
| | 24.8 |

Note: The above table does not include CTN's holding of CCQ, which represents 3.5% of CTN's total NTA.

Source all figures: CTN/Independent Investment Research/IRESS.
All data as at 31 March 2013 unless otherwise specified

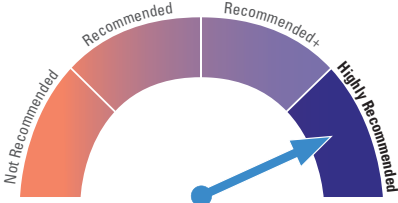


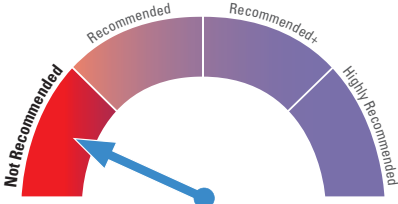
NTA & Share Price Performance



APPENDIX – RATINGS PROCESS

Independent Investment Research Pty Ltd “IIR” rating system.

IIR has developed a framework for rating investment product offerings in Australia. Our review process gives consideration to a broad number of qualitative and quantitative factors. Essentially, the evaluation process includes the following key factors: management and underlying portfolio construction; investment management, product structure, risk management, experience and performance; fees, risks and likely outcomes.

| LMI Ratings | SCORE |
|--|--|
| Highly Recommended  | 83 and above This is the highest rating provided by IIR, indicating this is a best of breed product that has exceeded the requirements of our review process across a number of key evaluation parameters and achieved exceptionally high scores in a number of categories. The product provides a highly attractive risk/return trade-off. The Fund is likely effectively to apply industry best practice to manage endogenous risk factors, and, to the extent that it can, exogenous risk factors. |
| Recommended +  | 79–82 This rating indicates that IIR believes this is a superior grade product that has exceeded the requirements of our review process across a number of key evaluation parameters and achieved high scores in a number of categories. In addition, the product rates highly on one or two attributes in our key criteria. It has an above-average risk/return trade-off and should be able consistently to generate above average risk-adjusted returns in line with stated investment objectives. The Fund should be in a position effectively to manage endogenous risk factors, and, to the extent that it can, exogenous risk factors. This should result in returns that reflect the expected level of risk. |
| Recommended  | 60–78 This rating indicates that IIR believes this is an above-average grade product that has exceeded the minimum requirements of our review process across a number of key evaluation parameters. It has an above-average risk/return trade-off and should be able to consistently generate above-average risk adjusted returns in line with stated investment objectives. |
| Not Recommended  | <60 This rating indicates that IIR believes this is a suitable product that has met the aggregate requirements of our review process across a number of key evaluation criteria. The product provides some unique diversification opportunities, but may not stand apart from its peers. It has an acceptable risk/return trade-off and should generate risk adjusted returns in line with stated investment objectives. However, concerns over one or more features mean that it may not be suitable for most investors. |

(a) Disclaimer

The information, reports, financial models, forecasts, strategies, audio broadcasts and other media (referred to as "Content" throughout this Legal Notice), provided on this web site has been prepared and issued by Altavista Research Pty Ltd trading as Independent Investment Research "IIR," Independent Investment Research Holdings Pty Ltd (ACN 155 226 074), as authorised to publish research under an Australian Financial Securities Licence (AFSL No 420170) which allows Independent Investment Research to offer financial service advice to retail and wholesale clients. Users of this web site should not act on any Content without first seeking professional advice. Whilst the Content contained on this web site has been prepared with all reasonable care from sources which we believe are reliable, no responsibility or liability is accepted by Independent Investment Research, for any errors or omissions or misstatements however caused. Any opinions, forecasts or recommendations reflect our judgement and assumptions at the date of publication or broadcast and may change without notice. Content on this web site is not and should not be construed as an offer to sell or the solicitation of an offer to purchase or subscribe for any investment. We are not aware that any user intends to rely on the Content provided or of the manner in which a user intends to use it. In preparing our Content it is not possible to take into consideration the investment objectives, financial situation or particular needs of any individual user.

Access by any user to this website does not create a client relationship between Independent Investment Research and the user. Users seeking to invest must obtain individual financial advice to determine whether recommendations are appropriate to their investment objectives, personal financial situation or particular needs, before acting on any recommendations. Any Content is not for public circulation or reproduction, whether in whole or in part and is not to be disclosed to any person other than the intended user, without the prior written consent of Independent Investment Research.

(b) Disclosure of Interest

General

Independent Investment Research, its officers, employees, consultants and its related bodies corporate have not and will not receive, whether directly or indirectly: any commission; fee; benefit; or advantage, whether pecuniary or otherwise, in connection with making any recommendation contained on this web site. Independent Investment Research, discloses that from time to time, it or its officers, employees and its related bodies corporate: may have an interest in the securities, directly or indirectly, which are the subject of these recommendations; may buy or sell securities in the companies mentioned in the Content; may effect transactions which may not be consistent with the recommendations in the Content; may have directorships in the companies mentioned in the Content; and/or perform paid services for the companies that are the subject of such recommendations.

However, under no circumstances, has Independent Investment Research been influenced, either directly or indirectly, in making any recommendations contained on this web site.

Corporate Research

Independent Investment Research has or may have, received a fee either directly by a company itself or by a third party, to provide coverage and/or corporate research (the "Fee"). Where a Fee has been received, Independent Investment Research does not publish:

Buy / Hold / Sell recommendations for the security or managed investment schemes.

(c) Copyright Protection

All Content at this web site is protected by copyright. Apart from any use permitted under the Copyright Act (Cth) 1968, you must not copy, frame, modify, transmit or distribute the material at this web site, without seeking the prior written consent of the copyright owner. Content on this web site is owned by the business Independent Investment Research. Users are prohibited from copying, distributing, transmitting, displaying, publishing, selling, licensing, creating derivative works or using any content on the web site for commercial or public purposes

Copyright 2010 Independent Investment Research. All rights reserved.

(d) Trade Marks

The trade marks and logos displayed on this web site belong to Independent Investment Research or other parties. Such trade marks include registered trade marks and trade marks pending registration. Users are prohibited from using any of these trade marks, without seeking the prior written consent of IIR or such third party, which may own the trade mark content on this web site.

(e) Limitation of Liability

To the fullest extent permitted by the law, Independent Investment Research and any of its officers, employees, agents, consultants or related bodies corporate disclaim any liability, whether based in contract, tort, strict liability or otherwise, for any direct, indirect, incidental, consequential or special damages arising out of or in any way connected with the use of any Content made available on this web site by any person or entity.

(f) No Warranties

Independent Investment Research does not make any claims, promises, guarantees, representations or warranties regarding the accuracy, completeness or fitness for purpose of the Content made available on this web site. All information on this web site is provided to you on an as is basis, without warranty of any kind either express or implied. To the extent that research can be provided by third parties, Independent Investment Research makes no warranty or representation as to the accuracy or completeness of such information displayed on this site, and accepts no liability for errors or omissions arising from such third party information. To the fullest extent permitted by law, under no circumstances will Independent Investment Research be liable for any loss or damage caused by users reliance upon information obtained through this web site. It is the responsibility of the user to evaluate the accuracy, completeness or usefulness of any information, opinion, general advice or other content made available through this web site. Furthermore, Independent Investment Research does not warrant or represent that this web site is error free or free from viruses or defects. A user must do all that is necessary (including using virus checking software) to satisfy itself that accessing this website will not adversely affect its system.

For further information, please contact IIR at: client.services@independentresearch.com.au

Independent Investment Research (Aust.) Pty Limited

SYDNEY OFFICE

Level 10, 50 Pitt Street
Sydney NSW 2000
Phone +61 2 8001 6693
Main Fax +61 8072 2170

Postal Address

PO Box H297
Australia Square NSW 1215

MELBOURNE OFFICE

Level 7, 20-22 Albert Road
South Melbourne VIC 3205
Phone +61 3 8678 1766
Fax +61 3 8678 1826

DENVER OFFICE

1011 S Valentia 138
Denver Colorado 80247
Telephone: +1 303 923 3084